

SPECIAL SERVICES DEPARTMENT

We provide an appropriate education for students with disabilities in the least restrictive environment. It will enable them to reach their full potential academically and emotionally and become functioning members of society. (Shelly Harper, Director of Special Services)

News Topics

- Academic Resources
- Small Group Instruction
- The Spotlight
- Instant Decision Day
- Historically Black Colleges and Universities
- Dynamic Learning Map (DLM) Accessibility
- Health and Safety Tips
- Naviance Family Connections
- The Week of Respect

Happy Holidays



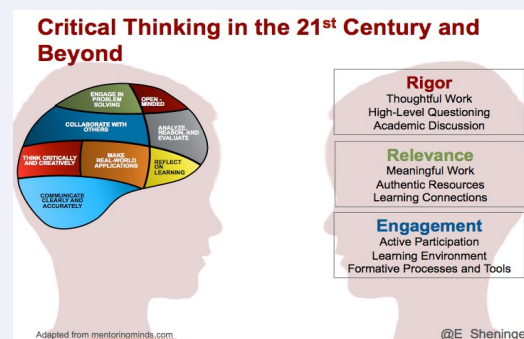
“Good to Great”

Teachers’ Professional Development Focus

October 29th

Rigor: raising the level of questioning

- ⇒ Identify and apply questioning and discussion techniques in practice
- ⇒ Recognize and integrate strategies for increasing student engagement in practice



Why Questioning and Discussion?

Questioning and discussion engages students in higher order questioning and discussion:

- 1) It is a fundamental part of teaching and learning.
- 2) It allows students to engage with complex concepts.
- 3) It further refines students’ abilities to solve problems and think critically.

A note about Dynamic Learning Map (DLM) Accessibility

Having accessible content is essential to the success of the student. The DLM has integrated accessible content by developing various test-let levels for each New Jersey Student Learning Standards, using grade-appropriate core vocabulary, supporting growth through A and alternate pathways through the nodes, and following item writing guidelines designed to prevent barriers to access.

The system uses information about the student, including teacher reports of prior academic achievement and expressive and receptive communication, and any previous DLM assessment results, to determine where the student should start his or her first DLM assessment in each grade.

Accessibility is also supported through the Personal Needs and Preferences (PNP) profile. Each student's IEP team decides which tools and supports should be provided. The teacher records these choices in the system and the student's assessment experience is customized based on those tools and supports.

Co-Teaching observation by Consultant Dr. Sinha At Cleveland Street School with Ms. Ojentis & Mr. Gold

Our students are experiencing the benefits of *Effective Co-Teaching Strategies* taught by Dr. Sinha of Rutgers University.

Supportive Co-teaching - where the one member of the co-teaching team takes the lead role and the other member rotates among students to provide support.

Parallel Co-teaching - where support personnel and the classroom teacher instruct different heterogeneous groups of students.


Complementary Co-teaching - where a member of the co-teaching team does something to supplement or complement the instruction provided by the other member of the team (e.g., models note taking on a transparency, paraphrases the other co-teacher's statements).

Team Teaching - where the members of the team co-teach along side one another and share responsibility for planning, teaching, and assessing the progress of all students in the class.



**SPECIAL SERVICES
DEPARTMENT
PTO MEETING**

Dr. Fitzhugh, and the Child Study Team Members "Your children come first!"




**Behaviorist, Ms. Branch
discussed
Executive Function**

She illustrated ways to manage and improve upon these skills that we are not born with called executive functioning skills.

Teaching executive function skills should

- ◆ Start early
- ◆ Be reinforced regularly
- ◆ And continue up through high school
- ◆ Stay focused
- ◆ Plan ahead
- ◆ Regulate emotions

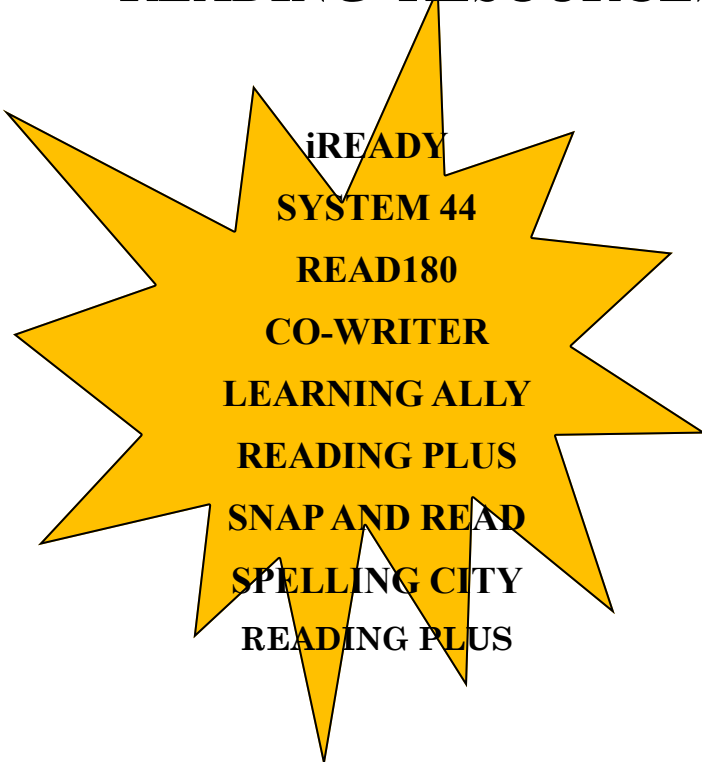
Orange High School, Social Worker, Ms. Baskerville shares a checklist for parents on how to build Social emotional skills at home with their children.



Don't just teach content. Look for ways to take a step back and give students the skills and discipline to learn on their own.



READING RESOURCES



Best Practices

Small Group Instruction- builds reading, vocabulary, writings and oral language skills through teacher-led and/or teacher facilitated lessons with embedded instructional routines. It also helps students focus on close reading of complex text, gathering evidence, and sharing their understanding and knowledge through a variety of research and writing tasks.



Instructional Technology provides teachers with data to track students' trajectory to college and career readiness.



The Spotlight Was On Our College & Career Fair



Instant Decision Day

What is Instant Decision Day?

Instant Decision Day (IDD) is a chance for high school students to reduce the entire admissions process (including, in some cases, financial or merit aid) to a single day!

Bloomfield College – November 21, 2019

Kean University – December 10, 2019

Seton Hall University – December 11, 2019

New Jersey City University – December 17, 2019

Historically Black Colleges and University

The Malcolm Bernard Historically Black Colleges and Universities College Fair is a non-profit, volunteer organization that partners with community and state agencies to introduce a multitude of students, eager to learn about higher education opportunities, to college admissions representatives from the campuses of Historically Black Colleges and Universities (HBCUs). The students from Orange High School and STEM Innovation Academy of the Oranges participated in the event on November 21st and 22nd 2019.

Naviance Family Connections

Family Connection allows students and parents/guardians to follow the progress of the college and career application process, preview colleges, and apply for scholarships and more! Please visit all the great features that Naviance has to offer.

If you need assistance or have any questions, contact the guidance office.

<https://connection.naviance.com/family-connection/auth/login/?hsid=orangehs>

The Anti-Bullying Bill of Rights Act: Requires that the week beginning with the first Monday in October of each year (October 7th-11th) be designated as the Week of Respect in New Jersey. As usual, we celebrated the Week of Respect in our schools with a number of activities.

The NED Shows

The NED Show takes a positive stand on bullying by offering four ways that students can be an up stander (vs a bystander) when they see bullying.

Brothers Making a Difference – Mr. Jermaine Jones

Brothers Making a Difference aims to provide a safe outlet for youth to express their emotions through educational and fun activities, while providing a suitable place for young people to interact and better themselves. We want to provide an environment where friendships, which last a lifetime, can be formed and where positive memories are created every day.

Tackle Bullying – New York Jets

The Jets Tackle Bullying program presented by Bethpage Federal Credit Union is a collaboration with STOMP Out Bullying to tackle all forms of bullying by raising awareness, providing tools for educators, and preventing bullying for kids and teens.

Orange Fire Department

Be Safe and Sound is a public education campaign that seeks to raise awareness of school safety and security issues and to provide concrete measures that parents, community members and educators can take to make home and schools safer and more secure.

New Jersey Drug Enforcement Agency

The Newark task force spoke with our secondary level students in regards to coping and dealing with drug concerns.

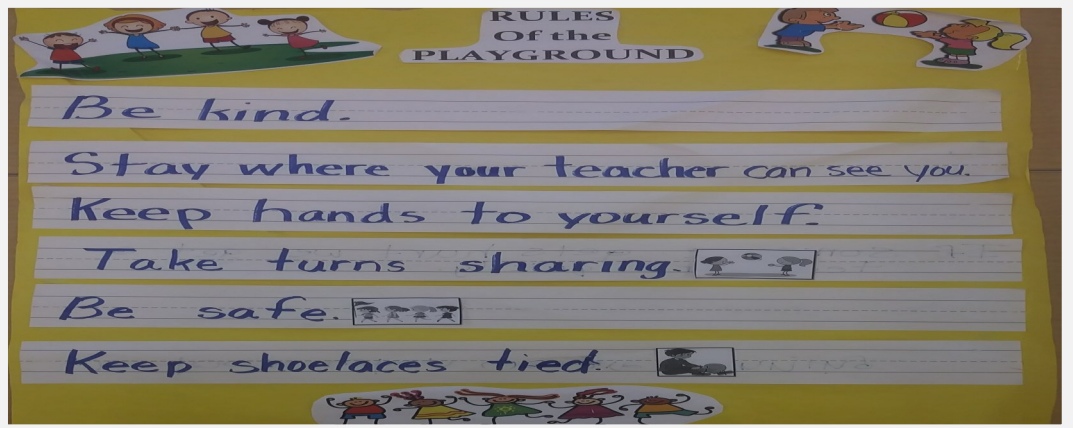

Schools and districts observed School Violence Awareness Week during the week beginning with the third Monday in October, which is October 21-25 2019, as required by the New Jersey Department of Education. Below are activities and themes for observance for Red Ribbon Week.

- *Red Ribbons were given to students to wear throughout the Red Ribbon Week.*
- *Restorative Circle Discussion on Why are drugs harmful to us?*
- *Poster boards were created by students to help get the “Say No to Drugs” message across to all students.*



From the Nurses Desk - Safety

Park Avenue School Nurse-Ms. Eloi teaches the Kindergarten class about



Students identified safe and unsafe practices on the playground

Holiday Health & Safety Tips

Wash your hands often. Keeping hands clean is one of the most important steps you can take to avoid getting sick and spreading germs to others. Wash your hands with soap and clean running water for at least 20 seconds. If soap and clean water are not available, use an alcohol-based product.

Stay Warm. Cold temperatures can cause serious health problems, especially infants and older adults. Stay dry, and dress warmly in several layers of loose-fitting, tightly woven clothing. Check on children, the elderly and pets.

Stress management. Get enough sleep, balance work, home, and play, get support from family and friends, keep a relaxed and positive outlook.

Travel safely. Wear a seat belt every time you drive or ride in a motor vehicle. Always buckle your child in the car using a child safety seat, booster seat, or seat belt according to his/her height, weight, and age. Vaccinations are recommended if travelling out of the country.